

5 Ways to Create Highly Profitable Delivery Routes



eBook
Series



**Providing Your Drivers With
Optimized Routes Will Make
Your Business More Profitable**

There Are Five Ways To Create Routes With Route4Me

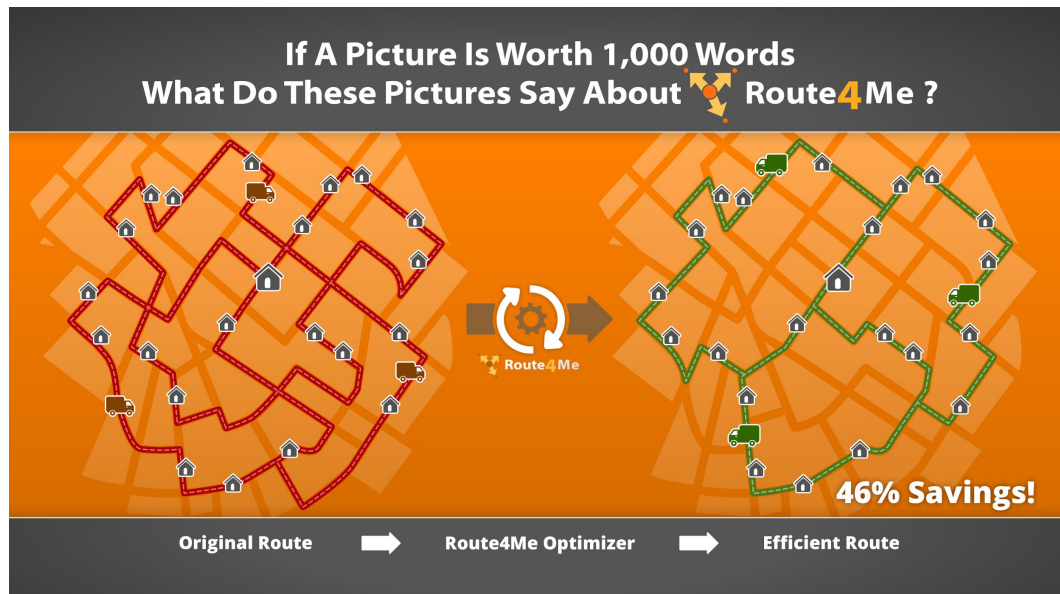
#1: Interactive Map Editor

#2: Copy-and-Paste

#3: Upload a File

#4: Import Data

#5: Upload Scan(s)



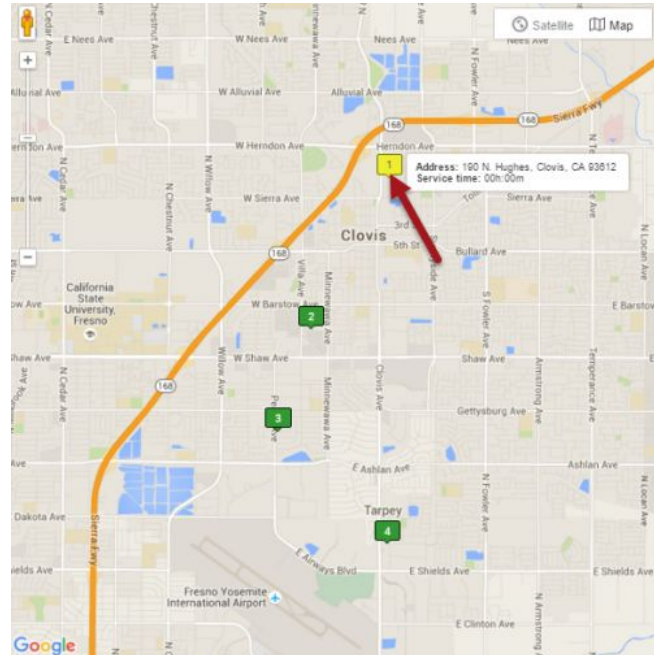
#1: Interactive Map Editor

This option allows you to look at a real-world map and add stops to your route by right-clicking on their locations.

The screenshot displays the 'Advanced' settings panel of the Interactive Map Editor. On the left, a vertical sidebar lists various settings: Name, Schedule, Sharing, Distance, Optimization, Avoidance Zones, Directions, Turn Restrictions, User, and Advanced (which is highlighted). The main content area shows the 'Optimization Goal' section with a slider set to 'Generate The Shortest And Quickest Possible Routes'. At the bottom right, a red arrow points to a dark blue button labeled 'Create Route and Proceed to Add Addresses'. Other buttons at the bottom include 'Send Us Feedback', 'Watch Help Video', and 'Close'.

#2: Copy-and-Paste

The Copy-and-Paste option lets you add stops to your route by - you guessed it - copying them from somewhere else and pasting them into Route4Me.



#3: Upload a File

You can also create a route by uploading a spreadsheet that contains the addresses of all the customers you need to visit.

Upload Addresses

Browse for a CSV or Excel File to Upload



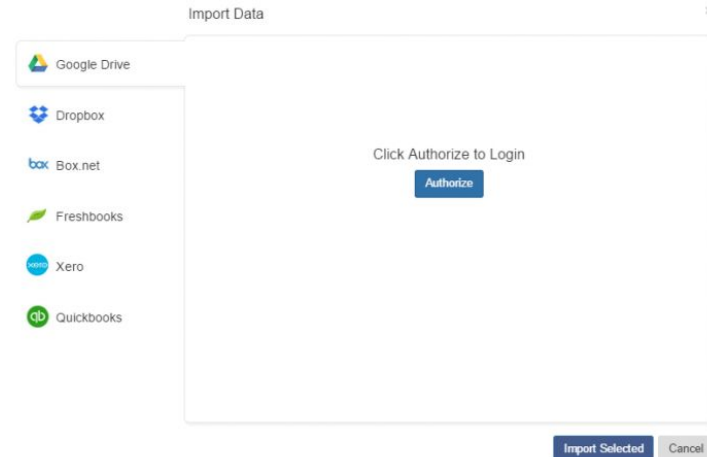
Click anywhere to upload your file now

Upload Encoding: auto

#4: Import Data

Do you already have your customer information stored on another platform, like Dropbox or Quickbooks?

If so, great! There's no reason to enter all that information in again. You can import the data directly to Route4Me.



#5: Upload Scan

Your last option is to scan a physical document that lists your customer addresses and upload it to Route4Me.

After you do that, you'll get a message notifying you that your request is being processed by Route4Me's support department. Depending on the complexity of your route, this could take up to 48 hours.



Your Document(s) Have Been Uploaded

A member of our team will review your files and try to plan a route with them as soon as possible.

You will receive a notification as soon as the route is planned.

Please contact support@route4me.com if you have any additional questions.

OK



Save Time. Save Gas. Make More Money.

Route4Me guarantees that every route you give your drivers is the most efficient route possible. That'll save your drivers a lot of time and gas, which saves you a lot of time and money.

With more efficient routes, your drivers will also be able to visit more customers without having to rush to do so. That means you can expand your business without hiring more employees. Sounds good, right?

Start Your Free Trial Today

See For Yourself What Route4Me Can Do For Your Bottom Line
No Credit Card Is Needed For This Free 7-Day Trial

[Click Here To Begin Your Free Trial](#)

Call Us At +1-855-823-2598

Our Small Business Routing Experts
Will Get You Set Up Right Away